

PRESENTED BY



**AN ISO 17025  
ACCREDITED COMPANY**

DALLAS      FT WORTH      AUSTIN      HOUSTON

[NICOLSCALES.COM](http://NICOLSCALES.COM)

---

800.225.8181

[CONTACT US](#)

NICOL SCALES & MEASUREMENT IS AN ISO ACCREDITED CALIBRATION  
COMPANY THAT HAS PROVIDED CALIBRATION, REPAIR AND SALES OF ALL TYPES  
OF WEIGHING AND MEASUREMENT PRODUCTS SINCE 1931.



**SDL #:** 6978

**DATE:** July 27 ,2012


<b>TO:</b> Administrators /Cust. Support Ctrs. Area Sales Managers Area Service Managers Authorized Canadian Distributors Authorized Domestic Distributors	Customer Service Engineering Export Management International Distributors Marketing	Manufacturing Mgmt. Regional Managers Solutions Group Technical Support Technicians
--	---	---

**FROM:** Derrick Mashaney, Director Product Development, Kansas City

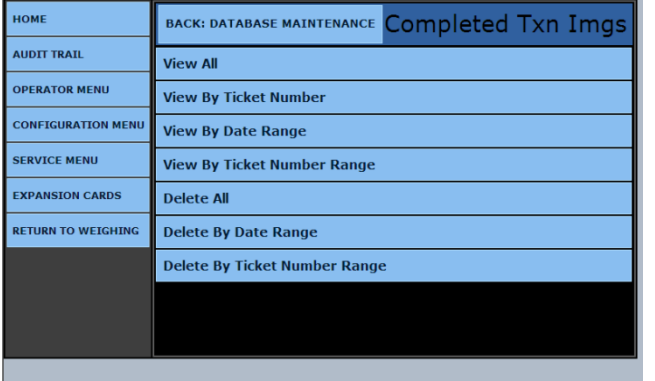
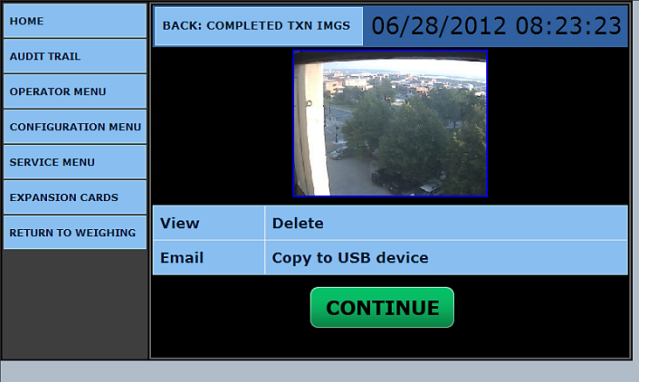
**SUBJ:** FB2550 Product Enhancements

Fairbanks is pleased to announce the release of a number of new enhancements to the FB2550 instruments. All of the following new features are available in rev 4.0 and higher software. Rev 4.0 is now shipping in all FB2550s.

Please review the following pages to become familiar with these enhancements.



If you have any questions, concerns, or comments feel free to give me a call at 816-448-4249 or by e-mail to [dmashaney@fairbanks.com](mailto:dmashaney@fairbanks.com)

New feature	Description	
<p><b>Networking Functionality</b></p>	<p>Allows up to five (5) FB2550s to share information, scale, and traffic light control.</p> <p>See SDL 6975 for more details!</p>	<p><b>Intranet link to</b>  <a href="#">SDL 6975 FB2550 Networking Functions.</a></p>
<p><b>Enhanced Image Management</b></p>	<p>You can now sort images by:</p> <ul style="list-style-type: none"> <li>• Date Range</li> <li>• Ticket Number</li> <li>• Ticket Number Range</li> </ul> <p>Image deletion options are also provided.</p>	
	<p>Once you find the image you are looking for, you can</p> <ul style="list-style-type: none"> <li>• View the image</li> <li>• Delete the image</li> <li>• Copy the image to a USB Jump Drive or</li> <li>• Email the image to a specific email address (this requires email functions to be enabled and configured).</li> </ul>	
<p><b>Transaction Emailing</b></p>	<p>The FB2550 now has the ability to automatically email completed transactions to specific preconfigured email addresses.</p> <p>The transaction ticket number is in the Subject line of the email.</p> <p>The actual transaction information is in the body of the email.</p> <p>Data included in the email is field configurable.</p>	